

[Click here to Know more](#)



Bandhan Nifty Smallcap 250 Index Fund

(An open-ended scheme tracking Nifty Smallcap 250 Index)

ABOUT THE FUND

The fund aims to replicate the Nifty Smallcap 250 Index by investing in the underlying securities in the same proportion, subject to tracking error. Nifty Smallcap 250 represents the balance 250 companies (companies ranked 251-500) from Nifty 500.

PORTFOLIO

(31 December 2023)

Name of the Instrument	% to NAV
Equity and Equity related Instruments	99.70%
Finance	9.27%
IDFC	1.18%
IIFL Finance	0.78%
Cholamandalam Financial Holdings	0.73%
Indiabulls Housing Finance	0.66%
Manappuram Finance	0.65%
CreditAccess Grameen	0.59%
360 One WAM	0.57%
PNB Housing Finance	0.56%
Aavas Financiers	0.51%
Five Star Business Finance	0.48%
Can Fin Homes	0.46%
Housing & Urban Development Corporation	0.43%
Aptus Value Housing Finance India	0.42%
Tata Investment Corporation	0.40%
Capri Global Capital	0.33%
JM Financial	0.28%
Home First Finance Company India	0.24%
Capital Markets	8.57%
BSE	2.08%
Angel One	1.26%
Multi Commodity Exchange of India	1.15%
Central Depository Services (India)	1.13%
Indian Energy Exchange	0.93%
Computer Age Management Services	0.66%
Nippon Life India Asset Management	0.52%
Motilal Oswal Financial Services	0.31%
KFin Technologies	0.29%
UTI Asset Management Company	0.25%
Industrial Products	7.03%
KEI Industries	1.26%
Elgi Equipments	0.85%
Ratnamani Metals & Tubes	0.59%
Finolex Cables	0.56%
Welspun Corp	0.49%
Finolex Industries	0.43%
RHI Magnesita India	0.35%
Usha Martin	0.34%
Jindal Saw	0.33%
Godawari Power And Ispat	0.28%
Graphite India	0.25%
KSB	0.25%
HEG	0.22%
Prince Pipes And Fittings	0.22%
EPL	0.19%
Ingersoll Rand (India)	0.17%
BOROSIL RENEWABLES	0.15%
Polyplex Corporation	0.11%
Pharmaceuticals & Biotechnology	6.06%
Glenmark Pharmaceuticals	0.89%

FUND FEATURES:

(Data as on 31st December'23)

Category: Index Fund

Monthly Avg AUM: ₹ 5.44 Crores

Inception Date: 22 December, 2023

Fund Manager: Mr. Nemish Sheth

Benchmark: Nifty Smallcap 250 Index TRI

Minimum Investment Amount:
₹ 1,000/- and in multiples of Re. 1/- thereafter

Exit Load: Nil

SIP Frequency: Monthly/Quarterly

SIP Dates: (Monthly/Quarterly)^{@@}: Investor may choose any day of the month except 29th, 30th and 31st as the date of installment.

Options Available: Growth, IDCW[@] - (Payout, Reinvestment and Sweep (from Equity Schemes to Debt Schemes only)).

SIP (Minimum Amount): ₹ 100/- and in multiples of Re. 1 thereafter

[@]Income Distribution cum capital withdrawal

Portfolio Beta, Standard Deviation, R Squared, Sharpe Ratio and Tracking Error of the Scheme is not computed owing to the short time frame (<3years) since launch of the Scheme

[Click here to Know more](#)



PORTFOLIO		(31 December 2023)
Name of the Instrument	% to NAV	
JB Chemicals & Pharmaceuticals	0.82%	
Piramal Pharma	0.59%	
Suven Pharmaceuticals	0.53%	
Natco Pharma	0.52%	
Sanofi India	0.51%	
Granules India	0.39%	
Alembic Pharmaceuticals	0.29%	
Jubilant Pharmova	0.29%	
Eris Lifesciences	0.29%	
Procter & Gamble Health	0.28%	
Concord Biotech	0.19%	
Sun Pharma Advanced Research Company	0.14%	
FDC	0.14%	
Aarti Drugs	0.11%	
Glenmark Life Sciences	0.10%	
Banks	4.98%	
RBL Bank	1.20%	
Karur Vysya Bank	0.90%	
Equitas Small Finance Bank	0.81%	
City Union Bank	0.75%	
IDBI Bank	0.26%	
CSB Bank	0.25%	
Indian Overseas Bank	0.23%	
Central Bank of India	0.21%	
Ujjivan Small Finance Bank	0.20%	
UCO Bank	0.17%	
Electrical Equipment	4.68%	
Suzlon Energy	2.76%	
Apar Industries	0.71%	
KEC International	0.50%	
Hitachi Energy India	0.39%	
Triveni Turbine	0.32%	
Consumer Durables	4.61%	
Blue Star	0.86%	
Kalyan Jewellers India	0.56%	
Amber Enterprises India	0.40%	
V-Guard Industries	0.36%	
Sheela Foam	0.33%	
Century Plyboards (India)	0.33%	
Cera Sanitaryware	0.32%	
VIP Industries	0.28%	
Safari Industries (India)	0.27%	
TTK Prestige	0.21%	
Orient Electric	0.18%	
Campus Activewear	0.16%	
Vaibhav Global	0.15%	
Indigo Paints	0.10%	
Symphony	0.10%	
IT - Software	4.53%	
Sonata Software	1.02%	
Birlasoft	0.82%	
Tanla Platforms	0.54%	
Intellect Design Arena	0.52%	
Zensar Technologies	0.48%	
Happiest Minds Technologies	0.43%	
Mastek	0.32%	
Latent View Analytics	0.22%	
C.E. Info Systems	0.18%	
Auto Components	4.23%	
Exide Industries	1.03%	
Amara Raja Energy & Mobility	0.70%	
Asahi India Glass	0.45%	
CIE Automotive India	0.40%	
CEAT	0.36%	
Craftsman Automation	0.36%	
Suprajit Engineering	0.22%	
Minda Corporation	0.22%	
JBM Auto	0.18%	
Jamna Auto Industries	0.15%	
Varroc Engineering	0.15%	

PORTFOLIO		(31 December 2023)
Name of the Instrument	% to NAV	
Chemicals & Petrochemicals	3.94%	
Gujarat Narmada Valley Fertilizers and Chemicals	0.47%	
Deepak Fertilizers and Petrochemicals Corporation	0.32%	
PCBL	0.31%	
Fine Organic Industries	0.26%	
Jubilant Ingrevia	0.26%	
Alkyl Amines Chemicals	0.25%	
Chemplast Sanmar	0.25%	
Clean Science and Technology	0.24%	
Archean Chemical Industries	0.23%	
Rain Industries	0.21%	
Galaxy Surfactants	0.20%	
Balaji Amines	0.20%	
Anupam Rasayan India	0.17%	
Laxmi Organic Industries	0.15%	
Aether Industries	0.15%	
Rossari Biotech	0.10%	
Gujarat Alkalies and Chemicals	0.10%	
Epigral	0.08%	
Construction	3.86%	
NCC	0.57%	
Kalpataru Projects International	0.51%	
IRB Infrastructure Developers	0.43%	
IRCON International	0.40%	
NBCC (India)	0.38%	
Engineers India	0.33%	
Sterling And Wilson Renewable Energy	0.32%	
PNC Infratech	0.28%	
KNR Constructions	0.25%	
RITES	0.24%	
G R Infraprojects	0.15%	
Healthcare Services	3.11%	
Krishna Institute of Medical Sciences	0.67%	
Global Health	0.60%	
Narayana Hrudayalaya	0.57%	
Rainbow Childrens Medicare	0.41%	
Aster DM Healthcare	0.33%	
Metropolis Healthcare	0.30%	
Vijaya Diagnostic Centre	0.22%	
Leisure Services	2.88%	
Lemon Tree Hotels	0.41%	
Westlife Foodworld	0.38%	
EIH	0.38%	
Sapphire Foods India	0.36%	
Chalet Hotels	0.29%	
Restaurant Brands Asia	0.27%	
BLS International Services	0.25%	
Delta Corp	0.18%	
Mahindra Holidays & Resorts India	0.18%	
Easy Trip Planners	0.17%	
Industrial Manufacturing	2.65%	
Lakshmi Machine Works	0.62%	
Kaynes Technology India	0.49%	
Praj Industries	0.49%	
GMM Pfadler	0.37%	
Cochin Shipyard	0.34%	
Syrma SGS Technology	0.27%	
HLE Glascoat	0.08%	
Commercial Services & Supplies	2.26%	
Redington	0.74%	
Firstsource Solutions	0.40%	
eClerx Services	0.40%	
TeamLease Services	0.25%	
Quess Corp	0.23%	
RattanIndia Enterprises	0.19%	
MMTC	0.06%	
IT - Services	2.14%	
Cyient	1.36%	
Affle (India)	0.56%	
Brightcom Group	0.22%	

[Click here to Know more](#)



PORTFOLIO

(31 December 2023)

Name of the Instrument	% to NAV
Realty	1.72%
Brigade Enterprises	0.78%
Mahindra Lifespace Developers	0.28%
Swan Energy	0.25%
Sobha	0.25%
Sunteck Realty	0.15%
Entertainment	1.59%
PVR INOX	0.81%
TV18 Broadcast	0.24%
Saregama India	0.19%
Nazara Technologies	0.19%
Network18 Media & Investments	0.15%
Fertilizers & Agrochemicals	1.53%
Chambal Fertilizers & Chemicals	0.40%
EID Parry India	0.38%
Gujarat State Fertilizers & Chemicals	0.37%
Rashtriya Chemicals and Fertilizers	0.15%
Rallis India	0.15%
Sharda Cropchem	0.07%
Agricultural Food & other Products	1.50%
Balrampur Chini Mills	0.34%
CCL Products (India)	0.33%
Shree Renuka Sugars	0.26%
Triveni Engineering & Industries	0.21%
KRBL	0.19%
Gujarat Ambuja Exports	0.18%
Non - Ferrous Metals	1.49%
National Aluminium Company	0.85%
Hindustan Copper	0.64%
Retailing	1.48%
Indiamart InterMesh	0.55%
MedPlus Health Services	0.25%
Go Fashion (India)	0.21%
Shoppers Stop	0.18%
V-Mart Retail	0.15%
Just Dial	0.13%
Power	1.44%
CESC	0.59%
SJVN	0.45%
NLC India	0.40%
Gas	1.39%
Gujarat State Petronet	0.61%
Mahanagar Gas	0.48%
Aegis Logistics	0.31%
Cement & Cement Products	1.33%
JK Lakshmi Cement	0.39%
Birla Corporation	0.29%
Nuvoco Vistas Corporation	0.27%
The India Cements	0.23%
Prism Johnson	0.16%
Telecom - Services	1.32%
HFCL	0.52%
Tata Teleservices (Maharashtra)	0.33%

PORTFOLIO

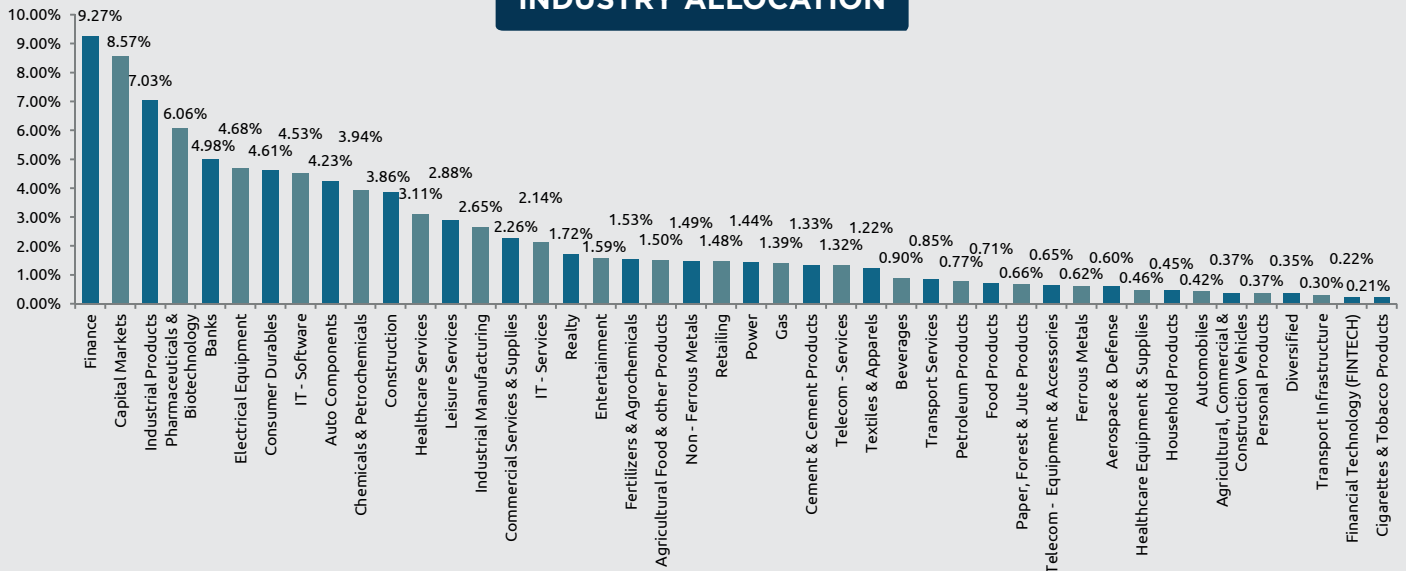
(31 December 2023)


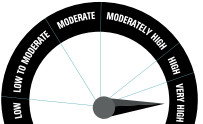
Name of the Instrument	% to NAV
Route Mobile	0.29%
Sterlite Technologies	0.18%
Textiles & Apparels	1.22%
Raymond	0.41%
Vardhman Textiles	0.28%
Welspun Living	0.28%
Alok Industries	0.19%
Lux Industries	0.07%
Beverages	0.90%
Radico Khaitan	0.90%
Transport Services	0.85%
The Great Eastern Shipping Company	0.68%
Allcargo Logistics	0.17%
Petroleum Products	0.77%
Castrol India	0.61%
Mangalore Refinery and Petrochemicals	0.16%
Food Products	0.71%
BIKAJI FOODS INTERNATIONAL	0.24%
Bombay Burmah Trading Corporation	0.20%
Zyduz Wellness	0.15%
Avanti Feeds	0.12%
Paper, Forest & Jute Products	0.66%
Century Textiles & Industries	0.45%
JK Paper	0.21%
Telecom - Equipment & Accessories	0.65%
Tejas Networks	0.44%
ITI	0.21%
Ferrous Metals	0.62%
NMDC Steel	0.42%
Shyam Metalics and Energy	0.20%
Aerospace & Defense	0.60%
Data Patterns (India)	0.31%
MTAR Technologies	0.29%
Healthcare Equipment & Supplies	0.46%
Poly Medicure	0.46%
Household Products	0.45%
Jyothy Labs	0.45%
Automobiles	0.42%
Olectra Greentech	0.42%
Agricultural, Commercial & Construction Vehicles	0.37%
BEML	0.37%
Personal Products	0.37%
Gillette India	0.37%
Diversified	0.35%
DCM Shriram	0.35%
Transport Infrastructure	0.30%
Gujarat Pipavav Port	0.30%
Financial Technology (FINTECH)	0.22%
Infibeam Avenues	0.22%
Cigarettes & Tobacco Products	0.21%
Godfrey Phillips India	0.21%
Net Cash and Cash Equivalent	0.30%
Grand Total	100.00%

[Click here to Know more](#)



INDUSTRY ALLOCATION



Scheme risk-o-meter	This product is suitable for investors who are seeking*	Benchmark risk-o-meter
 <p>Investors understand that their principal will be at Very High risk</p>	<ul style="list-style-type: none"> To create wealth over long term. Investment in equity and equity related instruments belonging to Nifty Smallcap 250 Index. <p>*Investors should consult their financial advisers if in doubt about whether the product is suitable for them.</p>	 <p>Nifty Smallcap 250 Index TRI</p>